

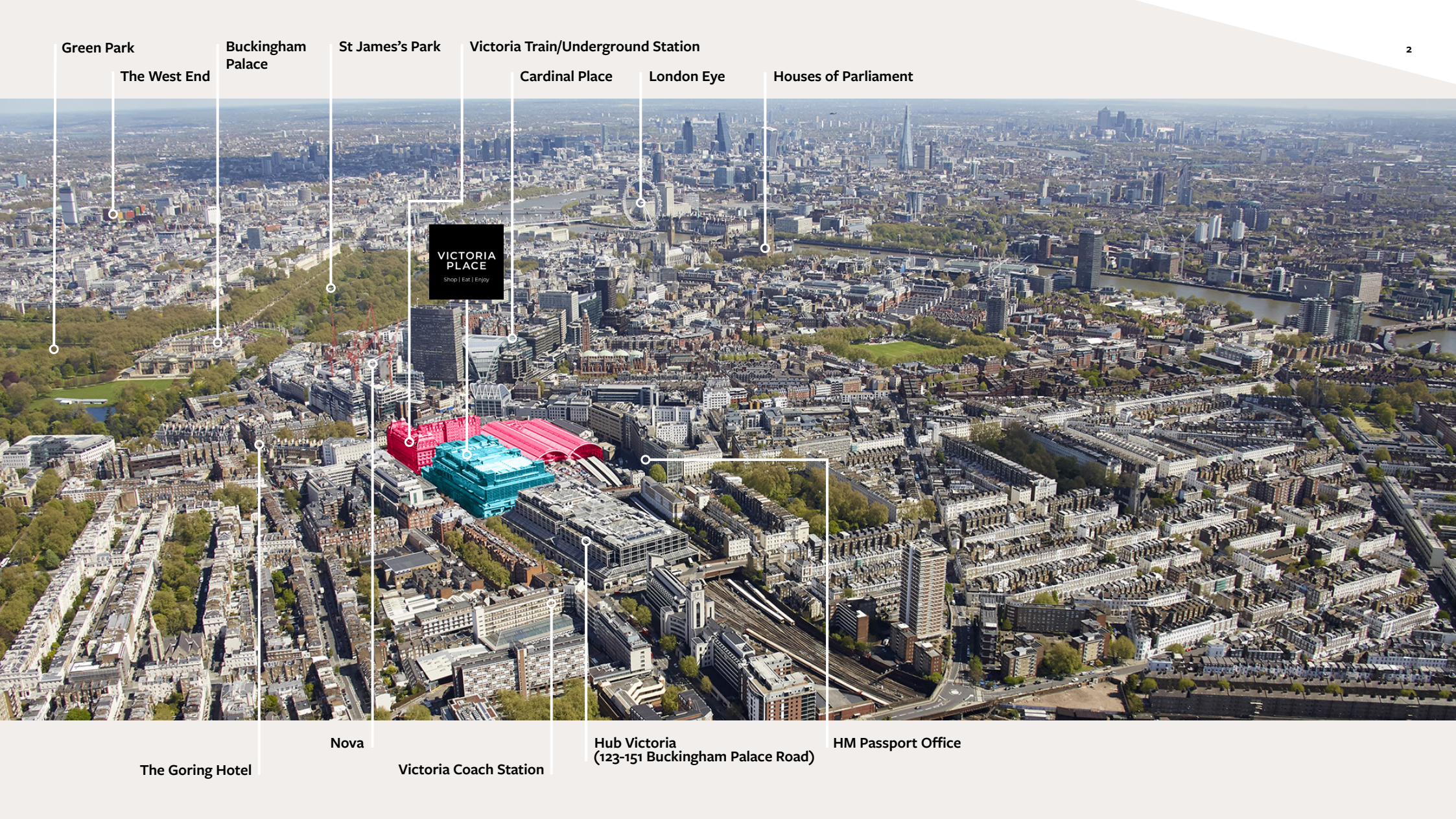
Victoria Place London SW1W

London Transport Information
Underground
Left luggage and lost property
Platforms 7 to 14
Platforms 1 to 6
Shopping & Entry
Tickets

**VICTORIA
PLACE**

Shop | Eat | Enjoy





Green Park

The West End

Buckingham Palace

St James's Park

Victoria Train/Underground Station

Cardinal Place

London Eye

Houses of Parliament

VICTORIA PLACE
Shop | Eat | Enjoy

The Goring Hotel

Nova

Victoria Coach Station

Hub Victoria
(123-151 Buckingham Palace Road)

HM Passport Office

The gateway to London

London Victoria station is the city's second busiest terminus, with over 74 million rail passengers each year.

Located in the heart of Chelsea and Westminster, it's close to some of London's most iconic attractions, including Buckingham Palace, leafy parks and world-famous museums and theatres.

The Gatwick Express whisks business travellers and tourists from Gatwick Airport to Victoria in just 30 minutes, while the London Underground and Victoria Coach Station connect to every corner of the capital.

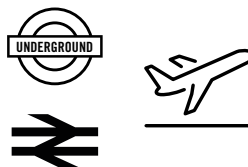
**96.5 MILLION
STATION FOOTFALL**



**TOURIST
HOTSPOT**



**TRANSPORT
HUB**



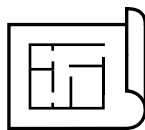


Victoria Place is located adjacent to one of Central London's busiest locations, attracting a mix of commuters, residents, workers and tourists. Three entrances (via the station, taxi rank, and Eccleston Bridge) link customers to a convenience, beauty, apparel, food and leisure destination.

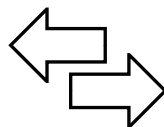
**10.25 MILLION
ANNUAL FOOTFALL**
(2023, +10.9% vs 2022)



**83,000 SQ FT PRIME
RETAIL SPACE**



**52.3% RETAIL
PENETRATION**



**25% OF CUSTOMERS
USE FOOD TERRACE**

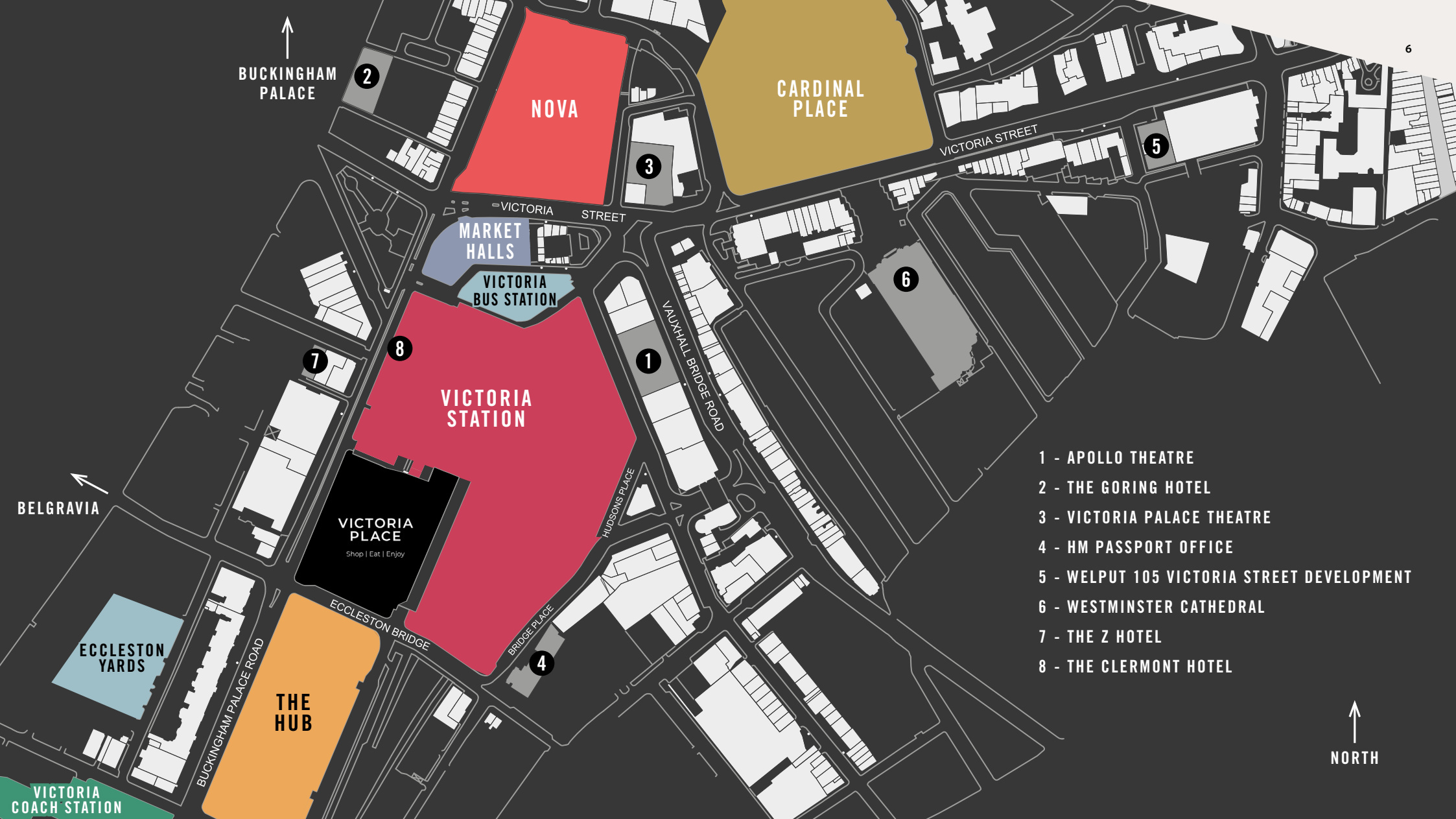


**48% CUSTOMERS
ENTER VIA STATION**



**39% CUSTOMERS
ENTER VIA
ECCLESTON BRIDGE**





BUCKINGHAM PALACE

NOVA

CARDINAL PLACE

MARKET HALLS

VICTORIA BUS STATION

VICTORIA STATION

VICTORIA PLACE
Shop | Eat | Enjoy

THE HUB

ECCLESTON YARDS

VICTORIA COACH STATION

- 1 - APOLLO THEATRE
- 2 - THE GORING HOTEL
- 3 - VICTORIA PALACE THEATRE
- 4 - HM PASSPORT OFFICE
- 5 - WELPUT 105 VICTORIA STREET DEVELOPMENT
- 6 - WESTMINSTER CATHEDRAL
- 7 - THE Z HOTEL
- 8 - THE CLERMONT HOTEL

NORTH



CAFFERO

TORTILLA

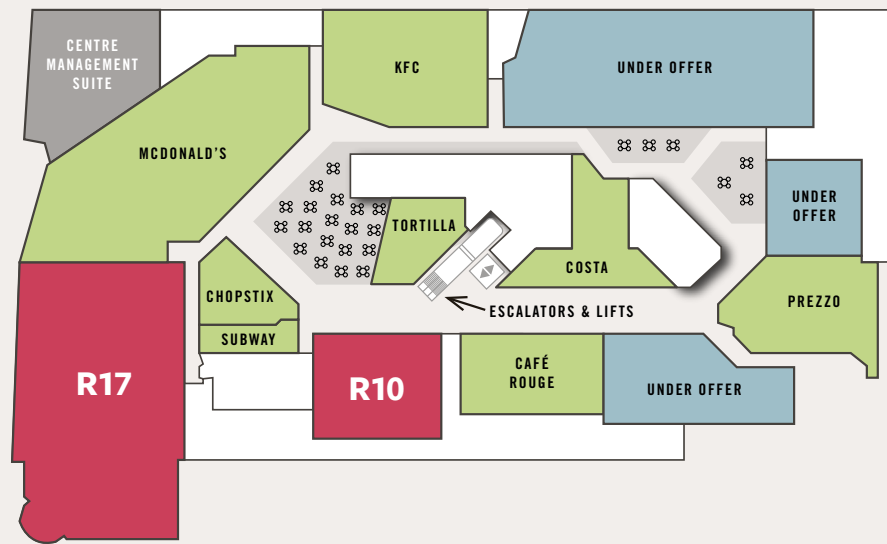
McDonald's

LIFT TO VICTORIA PLACE
FOOD TERRACE

the hour.

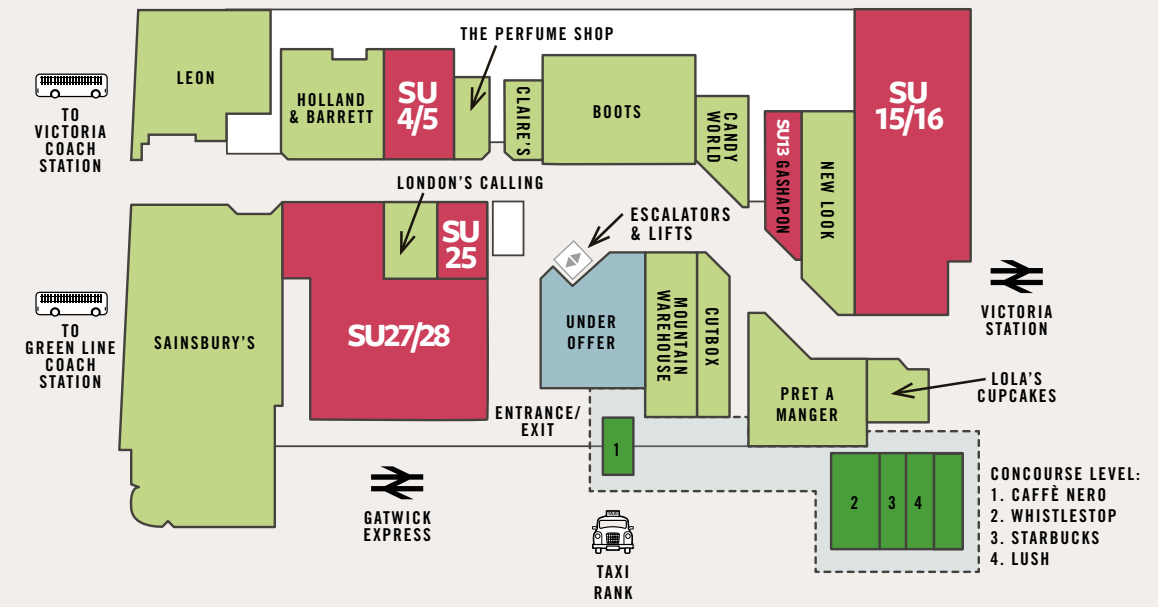


Upper Level



Mall Level

Including concourse units and linking to Ecclestone Bridge.



An exciting opportunity

Several fantastic units are now available to lease within Victoria Place.

There is space available on Mall and Upper levels.
New lease opportunities, terms available on request.

Available units

	Size (Sq Ft)	Electrical (Amp)	Water	Gas	Extract
Mall Level					
SU4/5	1,473	21 TPN	Yes	No	No
SU13*	1,238	21 TPN	Yes	No	No
SU15/16	4,574	47 TPN	Yes	No	Potential
SU25	772	21 TPN	Yes	No	No
SU27/28	6,458	82.7 TPN	Yes	No	No
Upper Level					
R10	2,912	70 TPN	Yes	Yes	Yes
R17	4,489	TBC	Yes	No	No

**SU13 available subject to vacant possession*

For further information please contact

Liam Jones

liam@forge-cp.com
07990 335 016

Adam Robinson

adam@forge-cp.com
07980 576 245

